


Kajika After-market parts:

Along with their new kits of battlecruisers *Kongo* and *Hiei*, Kajika also produces an impressive set of accessories: machined gun barrels, rigging thread, photo-etch, wood deck, deck mask, name plate, anchor chain, and display base. Some of these items are generic and can be used for any of the battlecruisers; others are specific to one of the kits.

Kongo Class 36cm Barrel – KM71002:


This set of eight machined brass barrels can be used to replace the 14" guns on any of the Japanese battlecruiser kits. Each barrel is 15mm long with a small lug at the breech for fixing to the turret base. The barrels are thinner than the barrels supplied with the kit; they feature a hollowed out muzzle, a wider and tapered portion towards the breech, and rings at the breech end. The level of precision is quite astounding, and while the kit barrels are quite adequate, these will give your model an extra bit of detail and flair.




----- 36cm (14") gun Barrels -----

Kongo Class 15cm Barrel – KM71003:

This set of sixteen machined brass barrels replaces the 6" secondary guns on any of the Japanese battlecruiser kits. Each barrel is 6mm long and features a hollowed out muzzle and a wider portion towards the breech; they will fit right in place in the casemate parts. Thinner and more precise than the kit parts, using these barrels will certainly enhance your model.




----- 15cm (6") gun Barrels -----




----- 15cm (6") gun Barrels with an indication of their size-----

Kongo 1914 Rigging Bobin Fine – KM71006:

If you wish to rig your model, this acrylic thread will be ideal. It is very thin and comes wrapped around a cardboard holder.



----- Rigging Bobin -----




----- *Back of Rigging Bobin* -----

Hiei 1915 Photoetched Parts – KM71008:

This very comprehensive etch sheet is specifically for *Hiei* and contains ladders, starfish platforms with braces and outriggers, replacement boat chocks, a railing and deck for the stern walk, searchlight

towers, crane boom and hooks, supports for the boat deck, funnel grills, and pre-cut railings for the deck edges and various platforms. There is even an awning support for the upper bridge platform. A double sided instruction sheet in full colour is included that shows the correct placement for the various parts.



----- Photo-etch Sheet -----

比叡 ひえい Hiei

大正四年 (1915年)
日本海軍超弩級巡洋戦艦
Imperial Japanese Navy Battlecruiser

1/700 SCALE ONLY FOR KM70002


KAJIKA
KM71008

注意!

1. 本製品の対象年齢は14歳以上です。
2. 子供がパーツを口に入れたりしないように子供の手の届かない場所に保管して下さい。
3. 部品は小さなものや尖ったものがありますので、ケガに注意して扱って下さい。
4. 組立てにはカッター、ピンセット、瞬間接着剤を用意することをお勧めします。
5. 火の近くでは作業しないで下さい。
6. 換気をよくして作業して下さい。

ATTENTION!

1. This product is suitable for adults and those over 14 years of age.
2. Please do not put parts into mouth or within reach of children.
3. May include small and sharp parts, please be careful when assembling.
4. Assemble with hobby knife, tweezers and cyanoacrylate or epoxy glues.
5. Keep away from open flame.
6. Please work in a ventilated space.



ヒント HINT

- 赤いなら上に折り曲げる Bend upward if it's red
- 青いなら下に折り曲げる Bend downward if it's blue

<p>1 2 3 4 5 6 7 折り曲げる bend</p>	<p>70 71 72 73 74 75 76 折り曲げる bend</p>	<p>49 38 折り曲げる bend</p>	<p>16 18 折り曲げる bend</p>
<p>19 折り曲げる bend</p>	<p>40 41 折り曲げる bend</p>	<p>42 61 62 折り曲げる bend</p>	<p>30 折り曲げる bend</p>

元パーツに取り替える replace with the original part

反対側にも取り付けます Same assembling on the other side

元パーツに取り替える replace with the original part

選択可能インストール Optional installation

反対側にも取り付けます Same assembling on the other side

元パーツに取り替える
replace with the original part

切り取る
cut out

元パーツに取り替える
replace with the original part

切り取る
cut out

元パーツに取り替える
replace with the original part

反対側にも取り付けます
Same assembling on the other side

艦首
Bow

艦尾
Stern

Detail-up Parts Series

KM 71009 日本海軍超弩級巡洋戦艦 比叡1915年 木製甲板

KM 71010 日本海軍超弩級巡洋戦艦 比叡1915年 マスキングシール

KM 71013 日本海軍超弩級巡洋戦艦 比叡1915年 展示ベース

KM 71002 15cm金属砲

日本海軍超弩級巡洋戦艦金剛型通用パーツ

TIPS:
一戦日本金剛型戦列巡洋艦
15cm口径副砲16門

15cm副砲 x 16

KM 71003 36cm金属砲

日本海軍超弩級巡洋戦艦金剛型通用パーツ

TIPS:
一戦日本金剛型戦列巡洋艦
36cm口径主砲8門

36cm主砲 x 8

KM 71008 日本海軍超弩級巡洋戦艦 比叡1915年

KM 71008 Imperial Japanese Navy Battlecruiser Hiei

©2017 Beaver Corporation, Inc. KAJIKA

----- Photo-etch instructions -----

Review ©2017 Robert G. Brown


Hiei 1915 Deck Sheet – KM71009:

This well-crafted deck set contains parts for the Forecastle Deck, Lower Bridge Deck, Quarterdeck, Upper Bridge Deck, Bridge Platform for *Kongo*, Navigating Bridge Deck for *Kongo*, Funnel Casing Platform, After Control Deck, and Navigating Bridge Deck.

The Forecastle, Quarterdeck, and the two *Kongo* bridge pieces can be used for *Kongo*, but the other Bridge Decks are specifically for *Hiei* only. The bridge pieces for *Kongo* are included as they are on a common sprue (K) that is shared between the two kits; they are not used for *Hiei*.

The decks have finely detailed deck planking and are extremely thin with self-adhesive on the back. With very few exceptions, the cut-outs for the deck detail are already done, leaving very little work for the modeller to fit the deck pieces. When ready to fit the deck, simply peel the cover of the self-adhesive on the back and fix to the deck.

There is no instruction sheet, but the wood decks fit perfectly over their plastic counterparts so it will not be difficult to determine where each deck is placed.



----- Wood decks, number 5 and 6 are for Kongo -----

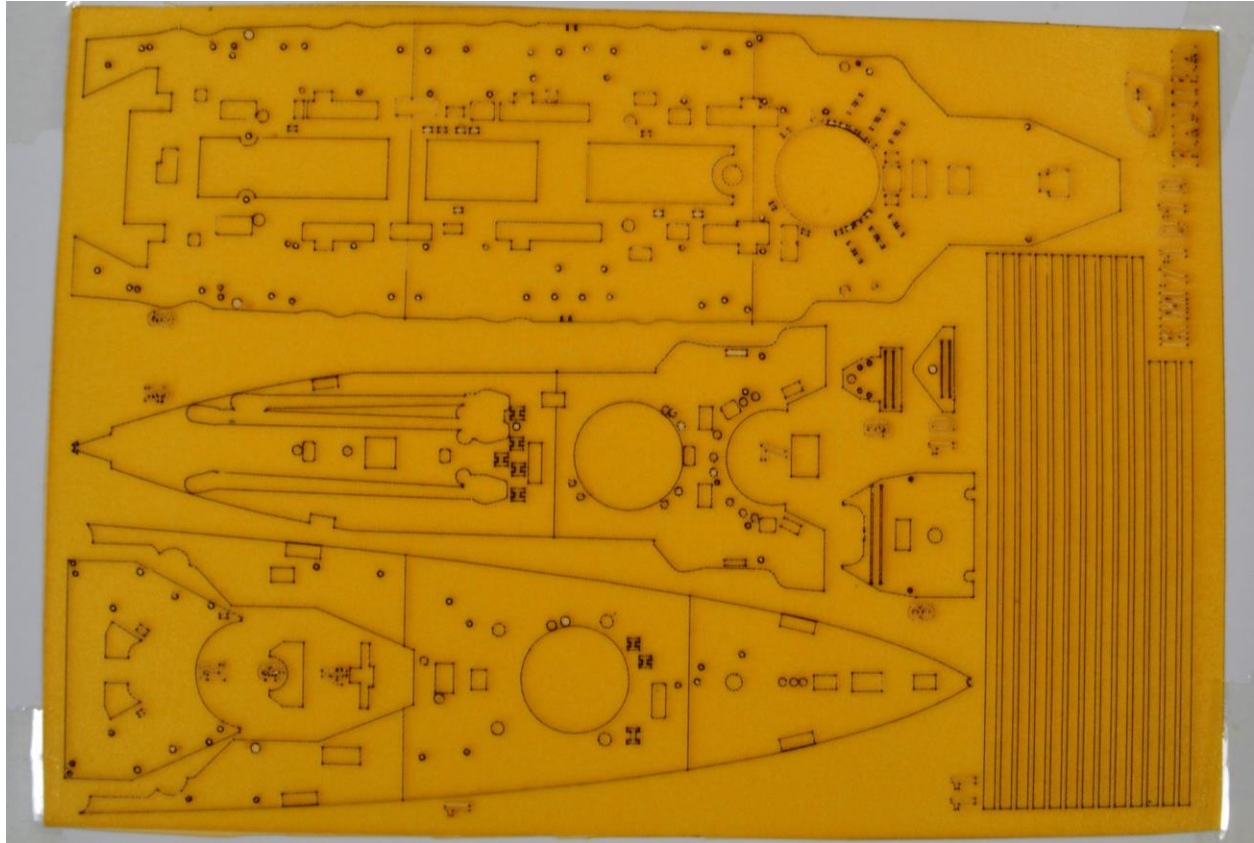
Hiei 1915 Masking Seal – KM71010:

For those who prefer to paint their own decks, Kajika offers this convenient masking set. Once the kit decks are painted, simply peel and stick the deck mask parts over them and then paint the hull. The deck details will stick up through the various cut-outs, so they will come out the same colour as the main hull, no touch-ups required!

There are pieces for the Quarterdeck, Lower Bridge Deck, Funnel Casing, Bridge Platform for *Kongo*, forward portion of Forecastle Deck, aft portion of Forecastle Deck, Navigating Bridge Deck, Upper Bridge

Deck, Navigating Bridge Deck for *Kongo*, After Control Platform Deck, and strips to seal where the various pieces come together. As with the wooden deck, the pieces for *Kongo* are included as they are on common sprue K, they are not used for *Hiei*. The quarterdeck and forecastle deck pieces can also be used for *Kongo*.

Deck masks are a very convenient way to mask off the deck before painting the capstans, bollards, hatches, etc. Having resorted in the past to laborious taping with small pieces of tape, I can readily appreciate the ease of use of these types of sets.



----- Deck Mask -----

Hiei 1915 Nameplate – KM71011:


This attractive name plate is made from clear relief etched acrylic featuring a silhouette of *Hiei* and Chinese characters spelling out her name. Two black acrylic stands support the nameplate. It will make a nice addition to your kit when displaying it at hobby shows.



----- Nameplate -----

Generic Anchor Chain – KM71012:

This is a 23cm length of scale anchor chain to be used in place of the molded in chain on the kit forecastle deck. It will take some careful scraping and sanding to remove the molded chain, but the results with this chain are quite spectacular, not to mention that the chain won't have to be painted.



----- Anchor chain -----

Hiei 1915 Display Base – KM71013:

This display base is composed of two acrylic pieces; the bottom plate is solid black, the top plate is clear relief etched acrylic featuring a silhouette of *Hiei* and Chinese characters spelling out her name. Eight threaded studs hold the two pieces together.

The result is a simply stunning base to display your model on.



----- Display Base Components -----



----- Assembled Display Base -----



----- Assembled Display Base with hull in place -----

Overall Impression:

The machined brass gun barrels, rigging, etch set, wood deck, and anchor chain will add considerable detail and appeal to your model. They are very easy to use, the photo-etch has a very clear set of instructions. The deck masking seal will make life much easier for those who paint their own decks and the nameplate and/or display base will really draw attention to your finished model.

Kajika has applied the same level of detail, precision, and ease of use for each of these items as they have for the kits themselves and they are all highly recommended. Used together or singly, they will considerably enhance your model.

Review accessories courtesy of Flyhawk Models