

1/350 Detail Set IJN Heavy Cruiser Maya

This detail set contains upgrade parts for the Aoshima kit of the IJN cruiser Maya (kit 038864).

Packaging:

The set comes in a very sturdy box featuring a photo of the Aoshima kit with the detail parts in place and comprises 1,363 photo-etch parts on 13 etch sheets along with 20 machined gun barrels.

The etch sheets are taped on cardboard card in re-sealable bags, the brass barrels are also in re-sealable bags. All the components are securely wrapped together in bubble wrap.



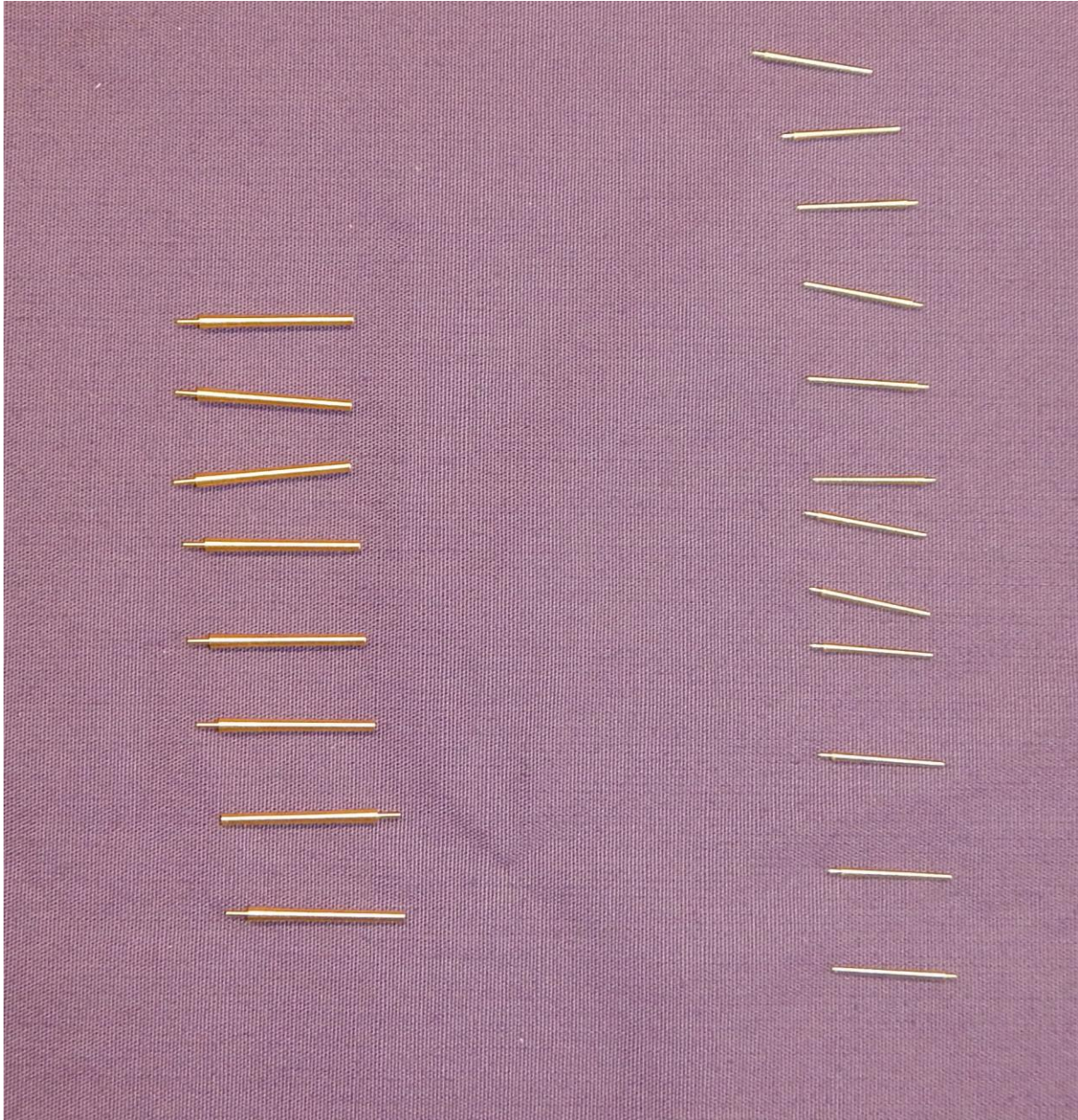
----- Box Art -----



----- Inside the box -----

Metal Parts:


There are 8-8" and 12-5" gun barrels, tapered from the breech to the muzzle and with a locating lug on the breech end. The 8" barrels have drilled out muzzles, the 5" barrels have slight indentations at the muzzles.




----- 8" and 5" gun barrels -----

Photo-etch:


There are 13 etch sheets, each one with parts of a single type or for a specific section of the model. The sheets are of very high quality with plenty of relief etching. Decks have anti-skid surfaces, the crane is rigged with pulley and wheels, the turret armour has rivet detail, davits and anchors fold to make 3-D parts, decks for the boats have planking, the railings for the bow curve upwards, the many hand rails for the funnels are already curved. There is a degaussing cable, masthead lights, struts and canopies for the aircraft, and boat booms with hanging ladders and lines. Many of the decks and platforms have the railings and bulwarks attached.




----- Sheets A and B with parts for the 8" turrets and light AA deck -----




----- Sheets C and D with parts for the funnels and light AA deck -----




----- Sheets E and F with parts for the seaplane deck, catapaults, and crane -----




----- Sheets G and I with parts for the bridge and ship's boats -----




----- Sheet H with parts for the AA platforms and mast -----



----- Sheet J with railings, anchors, and propellers -----



----- Sheet K with the degaussing cable and boat davits -----



----- Sheets L and M with doors and lockers -----

Instructions:

The instructions are on two double-sided pages with nine sub-assemblies. They are very clear and comprehensive with precise folding and fitting instructions and also feature a drawing showing each etch sheet (except for sheet G) that is included in the set.



1/350 WWII IJN HEAVY CRUISER

二戰日本重巡洋艦

FH 350028
 FOR AOSHIMA
 配齊品社

MAYA 摩耶

● 蚀刻零件號 (PE Part No.)	□ 原零件號 (Original Part No.)	➔ 替换原零件 Replace Original part	🔄 另一侧相同制作 (Same another side)	推薦使用工具 RECOMMENDED TOOL				
✂ 填充部分切除 (Cut the shadow)	⚠ 鑽孔 (Make Hole)	↶ 折彎 (Sharp Bend)	🌀 卷曲 (Roll)	✂ 尖嘴鉗 NEEDLE NOSE PLIERS	🧴 快幹膠 SUPER GLUE	🔪 美工刀 MODELING KNIFE	🔧 鑷子 TWEEZERS	📌 筆鑽 PINVISE
❓ 選擇 (Option)	👤 樹脂零件 (Resin Part)	🔴 紅色向上折(Red up flod)	🔵 藍色向下折(Blue flod down)					

PE:
 A × 1pcs B × 1pcs C × 1pcs D × 1pcs E × 1pcs F × 1pcs G × 1pcs H × 1pcs I × 1pcs J × 1pcs K × 1pcs L × 1pcs M × 1pcs







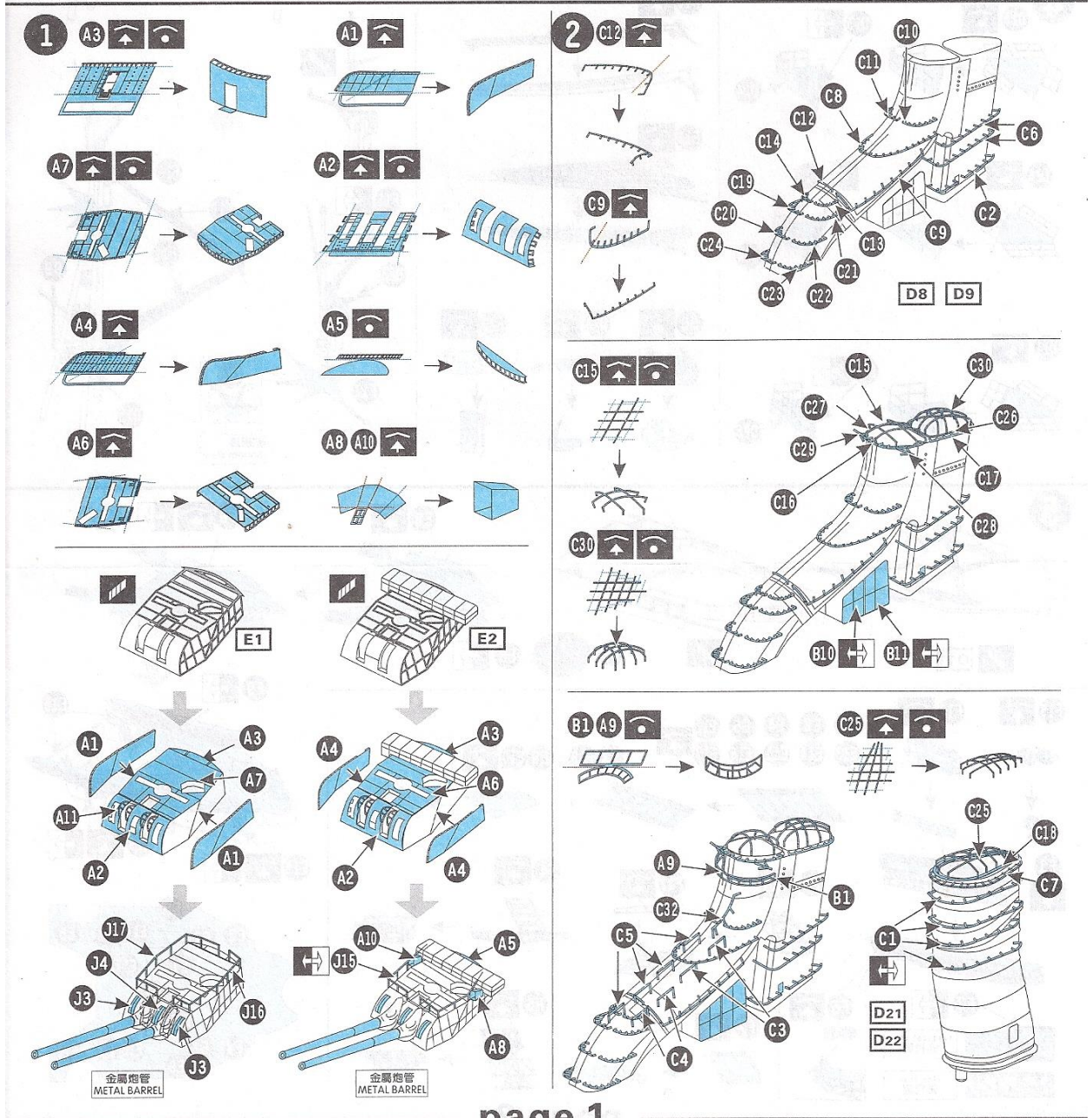









www.flyhawkmodel.com Email: cqmhtd@yahoo.com.cn



3

自制膠棒
高: 2.1
直徑: 1.6
self-made glue stick
height 2.1mm
diameter 1.6mm

D12 D18

底視圖
Bottom View

D21 D22

D16

D5

D3

H26

自制膠棒 1.6mm 方形
self-made 1.6mm
square glue stick

D1

D19

底視圖
Bottom View

O5

B15

D1

D18 D12

D19

自制膠棒 2mm 方形
self-made 2mm
square glue stick

b x 1

c x 2 d x 1

a x 2

H26

H1

B12

B9

B16

定位點
locating point

D2

D7

B17

D4

D4

B7

D7

B17

C25

D11

D26

D8

4

D15

D13

D14

D26

D10

D24

D11

D17

D23

F10

F11

D8

D23

F20

F16

D23

F17

F20

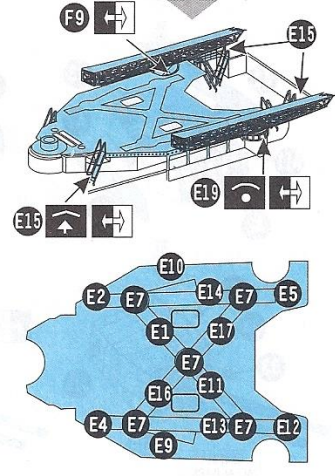
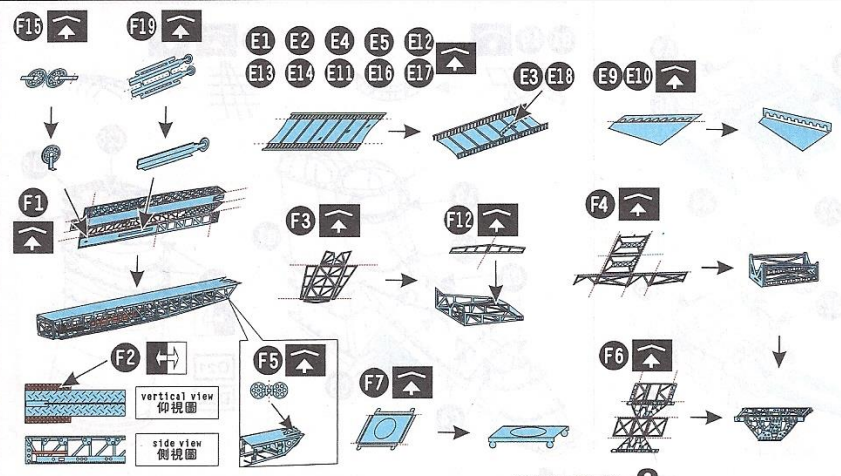
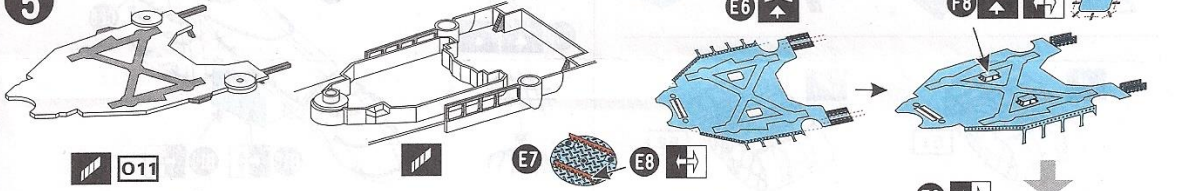
F11

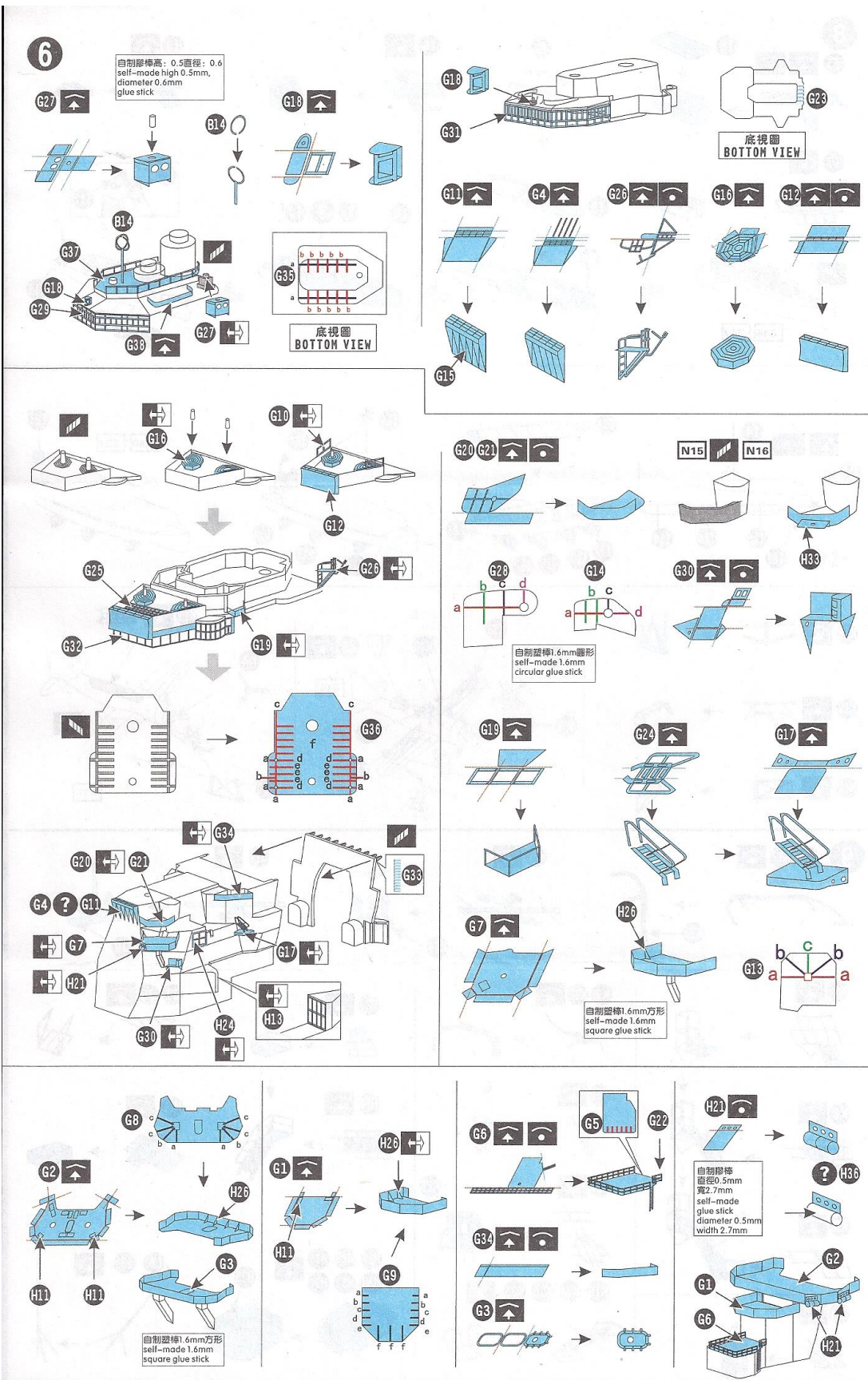
D9

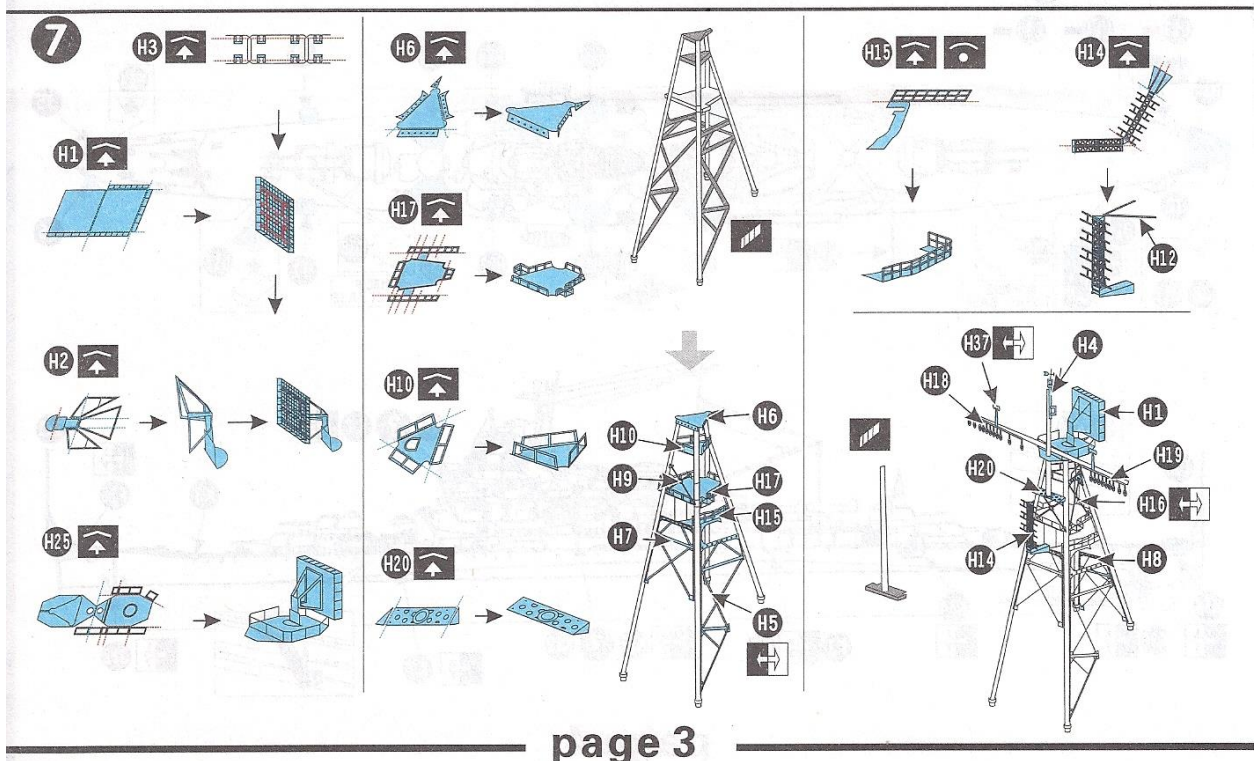
D15

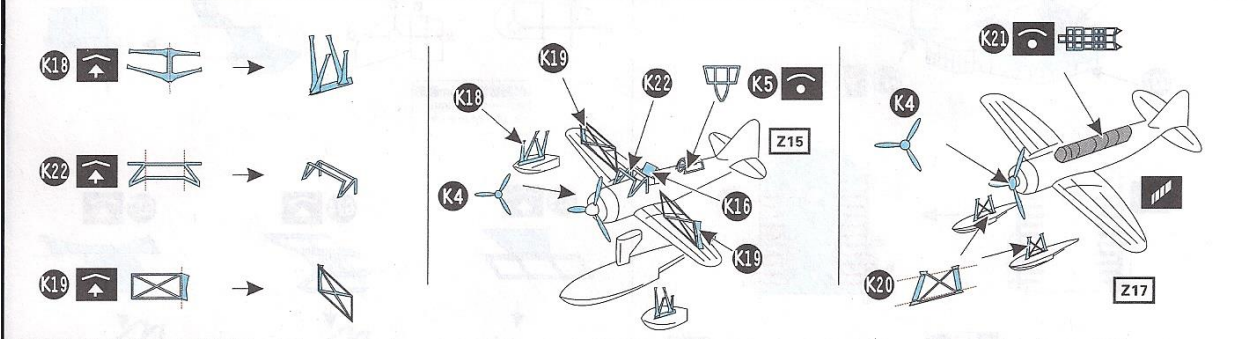
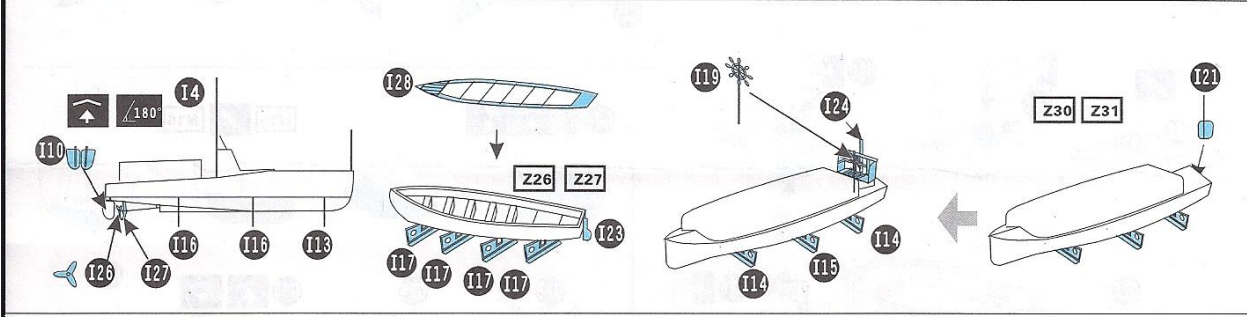
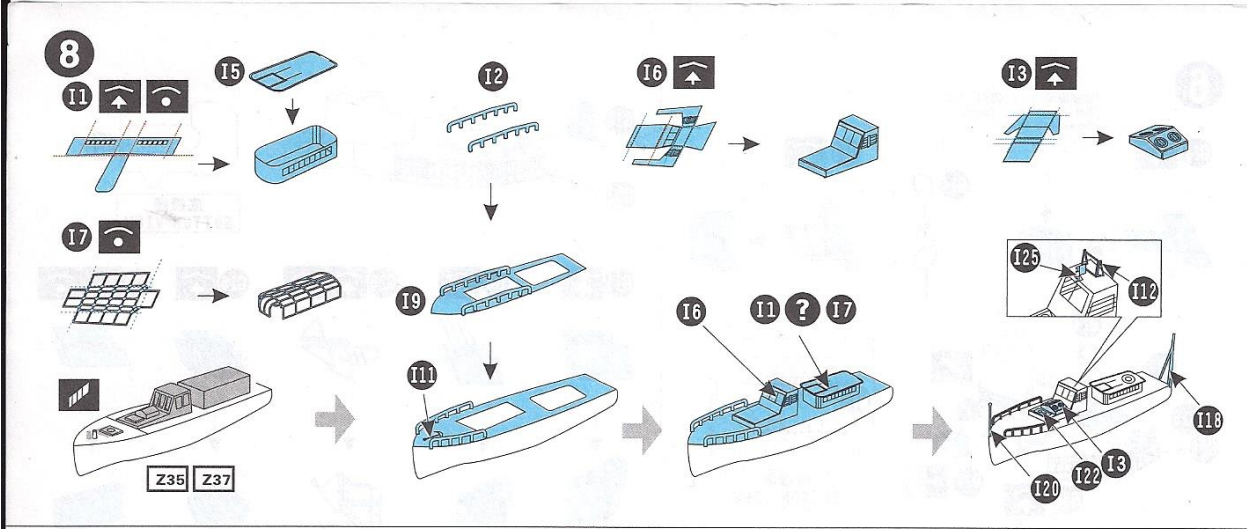
底視圖
Bottom View

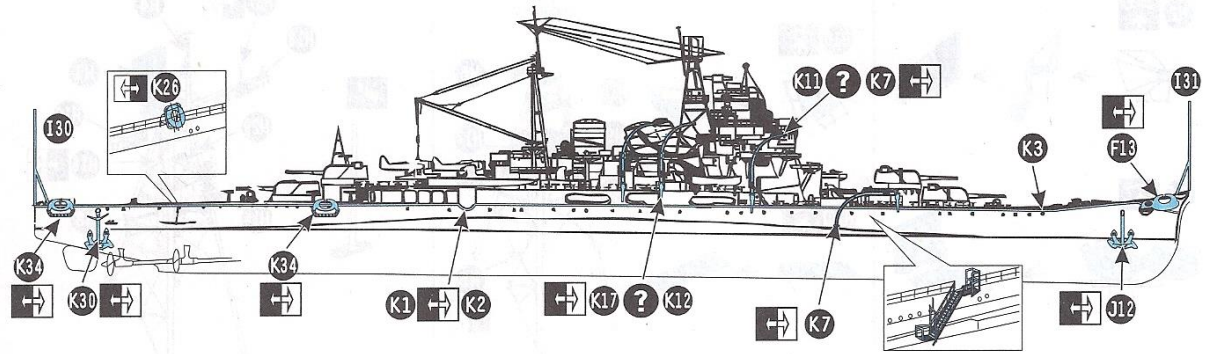
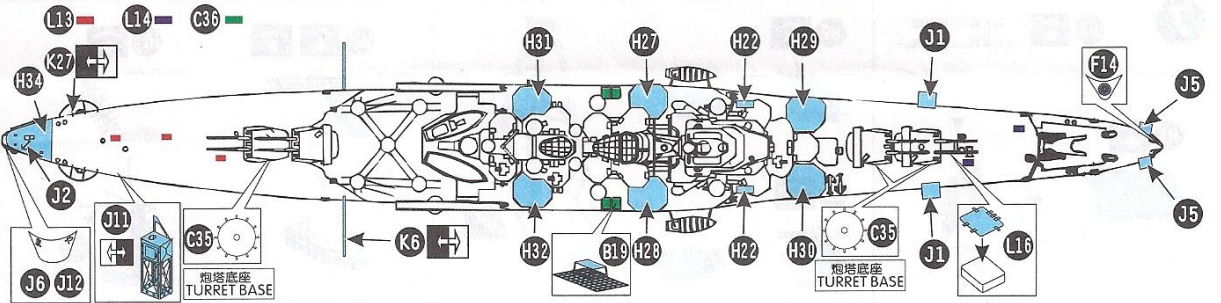
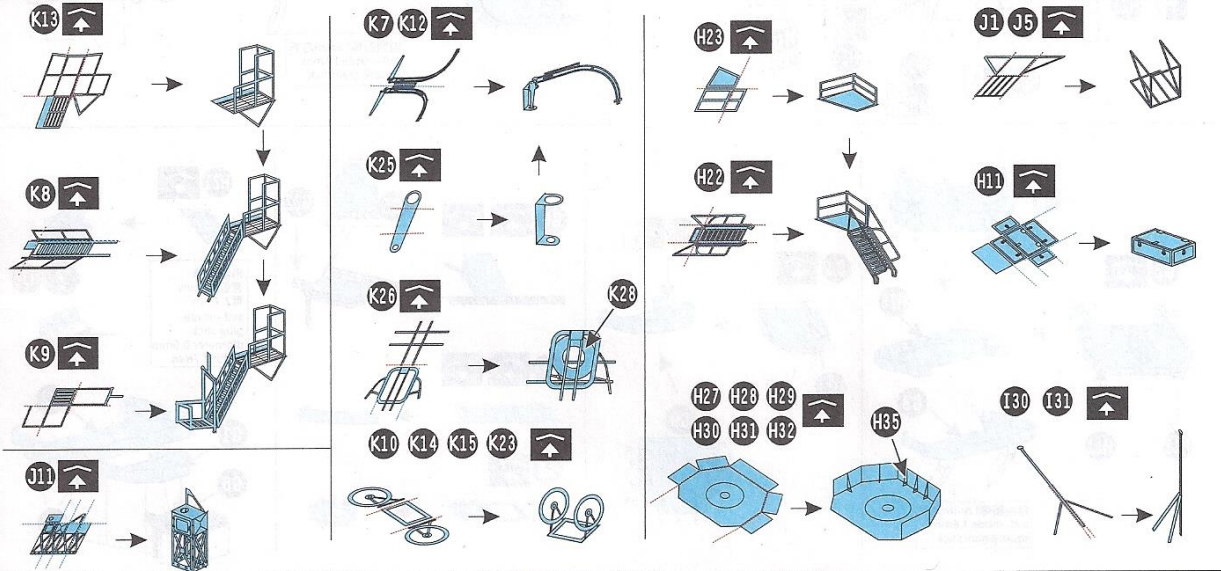
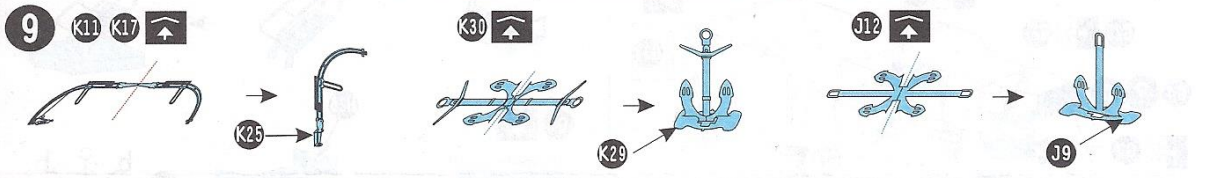
5











Overall Impression:

This is quite a remarkable upgrade set. Most of the parts are quite large and will give little trouble to those who enjoy working with photo-etch. Pre-curving the deck rails and the hand rails for the funnels and including the railings and bulwarks on the deck pieces will make assembly and installation quite simple. The only troublesome parts would be some of the smaller braces used for the undersides of platforms and decks.

The modeller is free to choose which parts to use, making the set appropriate for modellers of all abilities. Even installing just a few of the larger parts such as the AA gun deck, catapult deck, crane, catapults, davits, and anchors will completely transform the model. The installation of all the pieces will result in a true museum quality replica.

Highly recommended!

Review kit courtesy of Flyhawk Models