

Flyhawk Legion 1941 Upgrade parts:

To complement their new kit of *HMS Legion*, Flyhawk has released some accessories: a dedicated photo-etch set, machined 4" gun barrels, brass rod, and a deck mask. The etch set, machined barrels, and brass rod are all included in the Deluxe Edition of the kit; the deck mask is available separately.

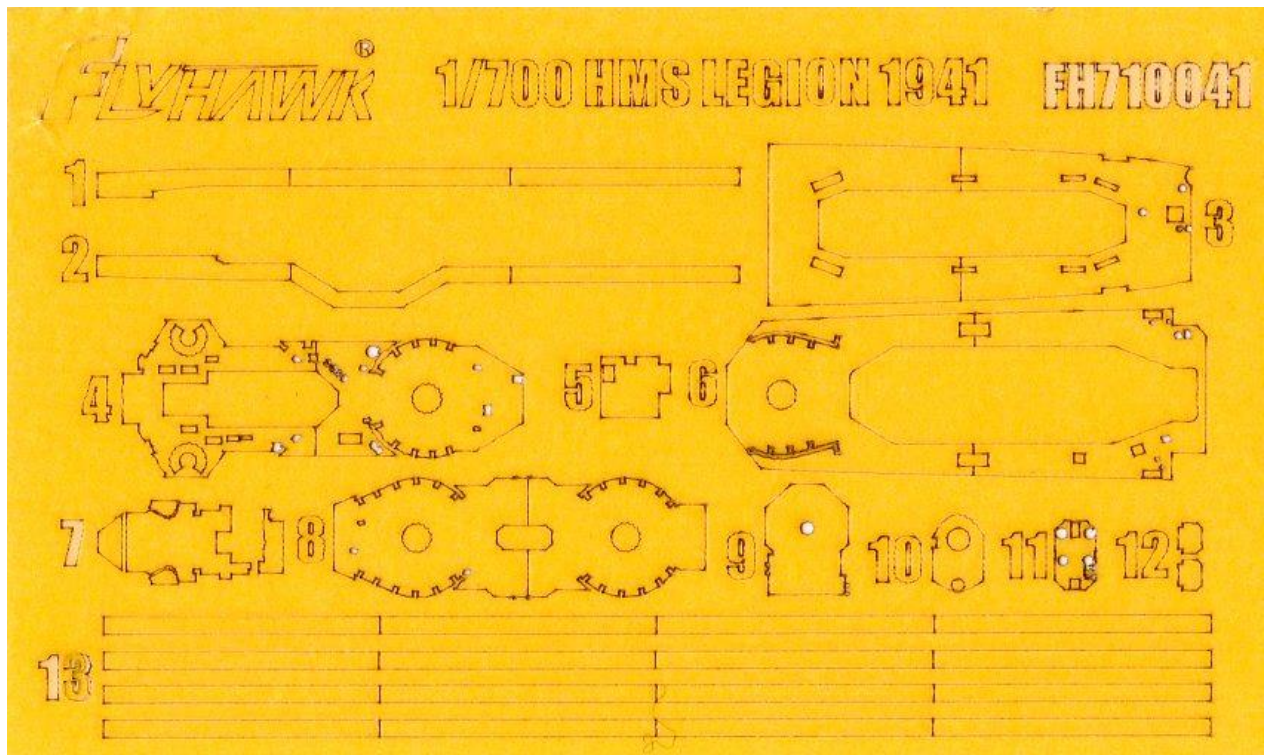
HMS Legion 1941 Masking Seal – FH710041:

This masking set will be ideal to mask off the horizontal steel decks prior to painting the hull and superstructure. Once the kit decks are painted, simply peel and stick the deck mask parts over them and then paint the vertical surfaces. The deck details will stick up through the various cut-outs, so they will come out the same colour as the main hull, no touch-ups required!

There are pieces for the Main Deck, Forward Superstructure, Aft Superstructure, Bridge, Pom-pom Deck, Searchlight Platform, and Bridge Wings. Strips are provided to seal where the various pieces come together.

Note that the decks are to be painted in two different colours. Paint the light colour first, apply the main deck masks, paint the darker colour, and then use the rest of the deck mask and regular masking tape to mask off the darker colour before painting the superstructure.

Deck masks are a very convenient way to mask off the deck before painting the capstans, bollards, hatches, etc. Having resorted in the past to laborious taping with small pieces of tape, I can readily appreciate the ease of use of these types of sets. A diagram is included that shows where each piece is to be located.

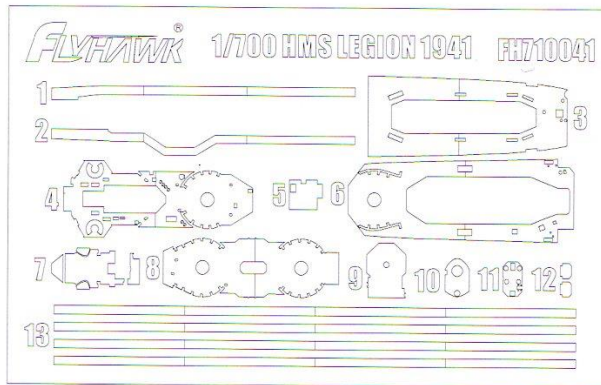


----- Deck Mask -----

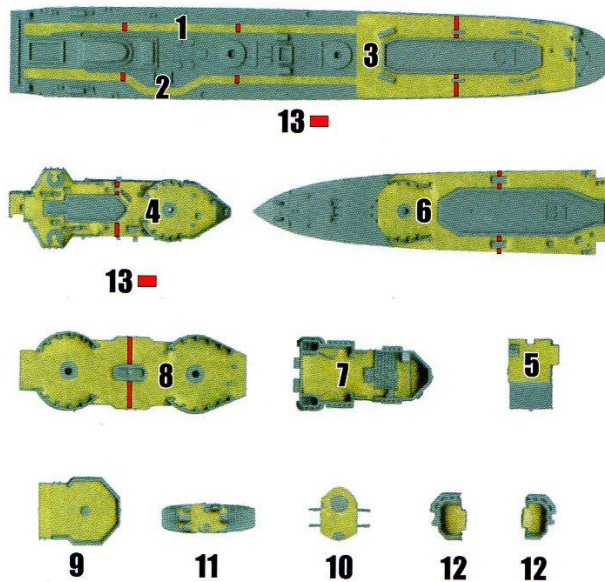
NOTE:

- . The covering paper can only be used for spraying.
- . In order to cover, cover paper will overlap.
- . Attention before painting.
- . Don't tear up the cover before it goes completely dry.
- . Not suitable for long-term adhered on the paint's surface.

Panel Pictures:



General Arrangement:



FLYHAWK®

----- Deck Mask Arrangement Diagram -----

Overall Impression:

The deck mask greatly simplifies the painting of the model and incorporates the same level of detail, precision, and ease of use found in the kit; it is highly recommended.

Review accessory courtesy of Flyhawk Models